



# HYPER

HIGH DEFINITION ITALIAN TILE

*HYPER NATURAL HYPER DEFINITION HYPER RESISTANT*

## INDICE / INDEX

Intro / HYPER

1

Yukon / HPE 8

2

Klondike / HPE 9


8

## **HYPER** / HIGH DEFINITION ITALIAN TILE

DESIGN: CERAMICA DEL CONCA

Profonde stonalizzazioni,  
infinite sfumature, variazioni di colore  
cariche di elementi evocativi:  
tutto in questa collezione ispirata  
alle preziose ardesie del Nord America.  
Non una semplice superficie ceramica  
ma una vera protagonista dell'ambiente  
che ci circonda.

Deep clashing tones, infinite shades, color variations  
loaded with evocative elements - this is all found  
in a collection that draws its inspiration  
from precious North American slates.  
More than just a tile floor, it's the true centerpiece  
of the setting around us.




## Yukon



HPE 8

L'effetto cromatico che si offre ai nostri occhi è unico. Toni caldi si contrappongono a colori freddi fino a creare un ambiente recondito e avvolgente.


The chromatic effect on our eyes is one of a kind. Warm tones contrast cool colors to create a secluded and inviting ambiance.



# HPE 8



**HPE 8**  
30x60 12"x24"  
079




**HPE 8**  
30x30 12"x12"  
075



**HPE 8**  
15x15 6"x6"  
098



**Muretto / HPE 8**  
30x30 12"x12"  
201




**Mosaico / HPE 8**  
30x30 12"x12"  
180

**Pezzi Speciali** Special Pieces • Formteile • Pièces spéciales



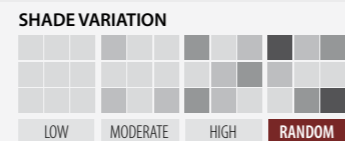
**Battiscopa**  
8x30 3 1/8"x12"  
Bullnose  
Sockelleiste  
Plinthes  
019



**1. Bordo Lineare**  
5,5x15 2"x6"  
V Cap 015  
**2. Bordo Angolo**  
V Cap Corner 027  
**3. Sguscia Convessa**  
3x15 1 1/8"x6"  
Quarter Round 016

**HPE 8**  
45x45 18"x18"  
077

Package	45x45	30x60	30x30	15x15
Box	6	6	12	48
Mq.	1,22	1,08	1,08	1,08
Kg.	24,39	23,00	24,00	24,00
Boxes	52	40	44	55
Mq.	63,44	43,20	47,52	59,44
Kg.	1290,00	941,00	1077,00	1320,00



**HARD**

GRES PORCELLANATO A TUTTA MASSA  
THROUGH-BODY PORCELAIN TILE  
DURCHGEFÄRBTES FEINSTEINZEUG  
LE GRÉS CÉRAME PLEINE MASSE



SPESSORE  
THICKNESS  
STAERKE  
ÉPAISSEUR  
**10,5 mm**



RESISTENZA AL GELO  
FROST RESISTANCE  
FROSTBESTÄNDIGKEIT  
RESISTANCE AU GEL  
**RESISTANT**  
ISO 10545.12



ASSORBIMENTO D'ACQUA  
WATER ABSORPTION  
WASSERAUFNAHME  
ABSORPTION D'EAU  
**~0,1%**  
ISO 10545.3



CAMPO D'IMPIEGO CONSIGLIATO  
RECOMMENDED USE  
ANWENDUNGSBEREICH  
PIECE D'EMPLOI CONSEILLÉE





RESISTENZA CHIMICA  
CHEMICAL RESISTANCE  
BESTÄNDIGKEIT GEGEN CHEMIKALIEN  
RESISTANCE CHIMIQUE  
**GA**  
UNI EN ISO 10545.13  
**5**  
UNI EN ISO 10545.14



RESISTENZA ALLO SCIVOLAMENTO  
SLIPPING RESISTANCE  
RUTSFESTIGKEIT  
FACTEUR DE RESISTANCE ANTIGLISSEMENT  
DIN 51130  
DIN 51097  
BCRA  
ASTM C1028  
**R 12**  
**-**  
**0,81**  
**0,91**

ASCIUTTO  
BAGNATO  
DRY  
WET  
TROCKEN  
NASS  
SEC  
MOUILLE  
**A+B**  
**0,62**  
**0,69**

Price codes: ■ Mq. ■ ML ■ Pieces



## Klondike

HPE 9

L'oro e il fuoco impreziosiscono una superficie ricca di suggestioni solcata da forti vibrazioni di luce. La fitta rete di segni trasmette vitalità ed energia per ambienti ricchi di personalità.


Gold and fire enhance this evocative surface streaked with intense vibrations of light. Its tight web of impressions conveys vitality and energy to rooms full of personality.



10

11

# HPE 9



**HPE 9**  
30x60 12"x24"  
079



**HPE 9**  
30x30 12"x12"  
075



**HPE 9**  
15x15 6"x6"  
098



**Muretto / HPE 9**  
30x30 12"x12"  
201

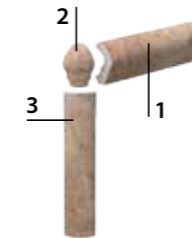


**Mosaico / HPE 9**  
30x30 12"x12"  
180

## Pezzi Speciali Special Pieces • Formteile • Pièces spéciales



**Battiscopa**  
8x30 3 1/8"x12"  
Bullnose  
Sockelleiste  
Plinthes  
019



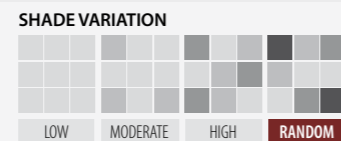
**1. Bordo Lineare**  
5,5x15 2"x6"  
V Cap 015  
**2. Bordo Angolo**  
V Cap Corner 027  
**3. Sguscia Convessa**  
3x15 1 1/8"x6"  
Quarter Round 016

12

13

**HPE 9**  
45x45 18"x18"  
077

Package	45x45	30x60	30x30	15x15
Pieces	6	6	12	48
Mq.	1,22	1,08	1,08	1,08
Kg.	24,39	23,00	24,00	24,00
Boxes	52	40	44	55
Mq.	63,44	43,20	47,52	59,44
Kg.	1290,00	941,00	1077,00	1320,00



**HARD**

GRES PORCELLANATO A TUTTA MASSA  
THROUGH-BODY PORCELAIN TILE  
DURCHGEFÄRBTES FEINSTEINZEUG  
LE GRÈS CÉRAME PLEINE MASSE



SPESSORE  
THICKNESS  
STAERKE  
ÉPAISSEUR  
**10,5 mm**



RESISTENZA AL GELO  
FROST RESISTANCE  
FROSTBESTÄNDIGKEIT  
RESISTANCE AU GEL  
**RESISTANT**  
ISO 10545.12



ASSORBIMENTO D'ACQUA  
WATER ABSORPTION  
WASSERAUFNAHME  
ABSORPTION D'EAU  
**~0,1%**  
ISO 10545.3



CAMPO D'IMPIEGO CONSIGLIATO  
RECOMMENDED USE  
ANWENDUNGSBEREICH  
PIECE D'EMPLOI CONSEILLÉE



RESISTENZA CHIMICA  
CHEMICAL RESISTANCE  
BESTÄNDIGKEIT GEGEN CHEMIKALIEN  
RESISTANCE CHIMIQUE  
**GA**  
UNI EN ISO 10545.13  
**5**  
UNI EN ISO 10545.14



RESISTENZA ALLO SCIVOLAMENTO  
SLIPPING RESISTANCE  
RUTSFESTIGKEIT  
FACTEUR DE RESISTANCE ANTIGLISSMENT  
ASCIUTTO  
DRY  
TROCKEN  
SEC  
BAGNATO  
WET  
NASS  
MOUILLE  
**R 12**  
**-**  
**0,81**  
**0,91**  
**A+B**  
**0,62**  
**0,69**

Price codes: Mq. ML Pieces



**HARD**

Gres porcellanato a tutta massa  
*Through-body porcelain tile - Durchgefärbtes Feinsteinzeug - Le grès cérame pleine masse*

 **DELCONCA**

Ceramica del Conca S.p.a.  
Via Croce, 8 - 47832 San Clemente (RN) - Italy  
Tel. (+378) 0549 996037 - Fax (+378) 0549 996038  
[www.delconca.com](http://www.delconca.com) - [info@delconca.com](mailto:info@delconca.com)

BONFIGLIOLI

