



QUARZDESIGN

Pietra di luce, così viene definita la quarzite, pietra naturale caratterizzata dai luccicanti riflessi delle scaglie di quarzo incastonate nella materia. Un delicato gioco di contrasti tra lucido e satinato, tra superficie naturale e lappata. Quattro tinte gradevolmente stonizzate sviluppate su grandi formati modulari per una collocazione universale del prodotto caldo e neutro al contempo. Quarz design coniuga la forza e la praticità del porcellanato Stone all'interpretazione ceramica delle più belle ed esclusive quarziti naturali.

'Lightstone' is the name sometimes given to quartzite, a natural stone whose sparkle comes from the splinters of quartz set into its substance. Glossy and matt fragments provide gentle contrasts on the polished and natural parts of the surface. Four colour tones, with gently varying shades, are available in large size modular tiles, making the range universal and offering both warmth and neutrality at the same time. Quarz Design combines the strength and practicality of the Stone porcelain line with the ceramic interpretation of one of the most beautiful and exclusive quartzites nature has to offer.

Pierre de lumière, la jolie définition du quartzite, une pierre naturelle caractérisée par les reflets brillants des éclats de quartz sertis dans la matière. Un jeu délicat de contrastes entre poli et satinage, entre surface naturelle et polie. Quatre couleurs agréablement nuancées, appliquées sur de grands formats modulaires pour une pose universelle du produit, chaud et neutre en même temps. Quarz design relie la résistance et les avantages du grès cérame Stone à une version céramique des quartzites naturels, les plus beaux et les plus exclusifs.

60x60. 30x60. 15x60. 30x30. 15x15
24"x24" 12"x24" 6"x24" 6"x12" 6"x6"

QUARZdesign

Stein des Lichts, so wird der Quarzit bezeichnet, ein Naturstein, der durch die glitzernden Reflexe von in der Materie eingeschlossenen Quarzsplittern gekennzeichnet ist. Ein zartes Spiel von Kontrasten zwischen einer glänzenden, satinierten, naturbelassenen und geläpften Oberfläche. Vier angenehm abgetönte Farben in großen, modularen Formaten für eine universelle Verwendung dieses warmen und zugleich neutralen Produktes. Quarz Design verbindet die Kraft und die praktischen Eigenschaften des Feinsteinzeugs Stone mit der keramischen Auslegung der schönsten und exklusivsten natürlichen Quarzite.

Piedra de luz, así es llamada la cuarcita, piedra natural caracterizada por los brillantes reflejos de las astillas de cuarzo engastadas en la materia. Un delicado juego de contrastes entre lúcido y opaco, entre superficie natural y lapeada. Cuatro colores agradablemente dégradée desarrollados en grandes formatos modulares para una colocación universal del producto caliente y neutro de modo simultáneo. Quarz design conjuga la fuerza y la practicidad del gres porcelánico Stone con la interpretación cerámica de las más bellas y exclusivas cuarcitas naturales.

 pastorelli

lappato rettificato

Honed and rectified
Semi-poli et rectifié
Teilpoliert und kalibriert
Lapeado rectificado

naturale rettificato

Natural and rectified
Naturel et rectifié
Natur Oberfläche und kalibriert
Natural rectificado

naturale

Natural
Naturel
Natürlich
Natural (No tratado)

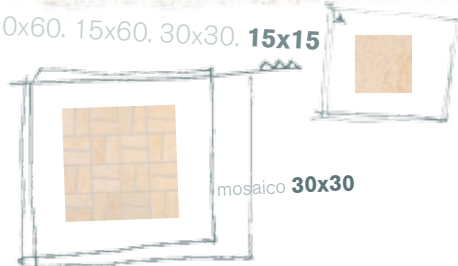


QUARZDESIGN

60x60. 30x60. 15x60. **30x30**. 15x15



60x60. 30x60. 15x60. 30x30. **15x15**



mosaico **30x30**

Qd ROSA



Qd ROSA

60x60. 30x60. 15x60. 30x30. 15x15
muretto **30x60**



QUARZDESIGN

Qd BIANCO

60x60, 30x60, 15x60, 30x30, 15x15

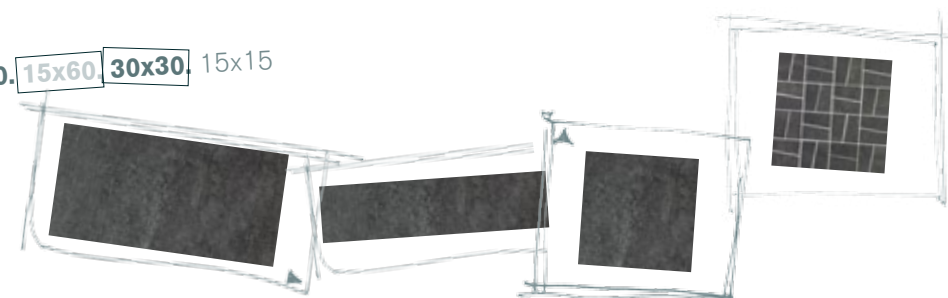


News2009




Qd FUME'

60x60, 30x60, 15x60, 30x30, 15x15




Qd GRIGIO

60x60. 30x60. 15x60. 30x30. 15x15



QUARZDESIGN
Qd ANTRACITE

60x60. 30x60. 15x60. 30x30. 15x15



News2009






QUARZDESIGN

Qd BEIGE

60x60, **30x60**, 15x60, 30x30, 15x15



Design Beige lapp. rett. 30x60

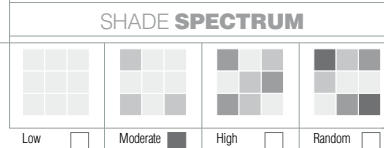
Qd BEIGE

60x60, **30x60**, 15x60, 30x30, 15x15




Design Beige lapp. rett. 30x60






FORMATO	SPESSORE	Pzx	Mqx	Kgx	Pzx	Mqx	Kgx
60x60	10	4	1,44	34	30	43,20	1.020
30x60	9,5	6	1,08	23,5	40	43,20	950
15x60	9,5	12	1,08	23,5	55	59,40	1.286
30x30	8,5	15	1,35	26	40	54	1.040
15x15	9,5	52	1,20	22	60	72	1.320

Qd BIANCO News2009




60x60 nat. (107) (107) 60x60 nat.rett. (165) (165)




30x60 nat. (85) (85) 30x60 nat.rett. (151) (151)




15x60 nat. (159) (159) 15x60 nat.rett. (185) (185)




30x30 nat. (46) (46) 30x30 nat.rett. (97) (97)



15x15 nat. (46) (46)




60x60 lappato rett. (177) (177)



30x60 lappato rett. (167) (167)




15x60 lappato rett. (190) (190)




30x30 lappato rett. (149) (149)

Ang.Alluminio 0,6x0,6 (149) (149)


Listello Alluminio 0,6x60 (149) (149)



Muretto nat. (202) (202) (5)



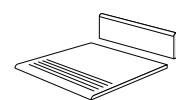
Mosaico nat. (202) (202)



Design Bianco 30x60 lappato rett. (219)

Pezzi SPECIALI

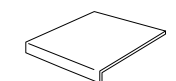
Special trims - Sonderstücke - Pieces speciales - Piezas especiales



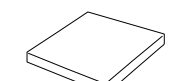
Battiscopa 7,2x30 nat. (3) (3)
Battiscopa 7,2x30 lappato rett. (12) (12)



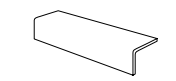
Gradino 30x30 nat. (43) (43)
Gradino 30x30 lappato rett. (87) (87)



Gradone 33x30 nat. (191) (191)
Gradone 33x30 lappato rett. (221) (221)



Gradone Ang. 33x30 nat. (233) (233)
Gradone Ang. 33x30 lappato rett. (251) (251)



Elemento a "L" monolitico 4,5x16,5x30 Nat. (123) (123)

Qd ANTRACITE News2009




60x60 nat. (107) (107) 60x60 nat.rett. (165) (165)



30x60 nat. (85) (85) 30x60 nat.rett. (151) (151)



15x60 nat. (159) (159) 15x60 nat.rett. (185) (185)



30x30 nat. (46) (46) 30x30 nat.rett. (97) (97)



15x15 nat. (46) (46)



60x60 lappato rett. (177) (177)



30x60 lappato rett. (167) (167)



15x60 lappato rett. (190) (190)



30x30 lappato rett. (149) (149)

Ang.Alluminio 0,6x0,6 (149) (149)

Listello Alluminio 0,6x60 (149) (149)



Muretto nat. (202) (202) (5)



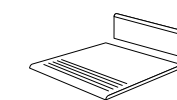
Mosaico nat. (202) (202)



Design Antracite 30x60 lappato rett. (219)

Pezzi SPECIALI

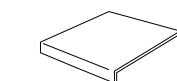
Special trims - Sonderstücke - Pieces speciales - Piezas especiales



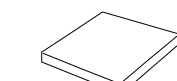
Battiscopa 7,2x30 nat. (3) (3)
Battiscopa 7,2x30 lappato rett. (12) (12)



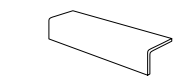
Gradino 30x30 nat. (43) (43)
Gradino 30x30 lappato rett. (87) (87)



Gradone 33x30 nat. (191) (191)
Gradone 33x30 lappato rett. (221) (221)



Gradone Ang. 33x30 nat. (233) (233)
Gradone Ang. 33x30 lappato rett. (251) (251)



Elemento a "L" monolitico 4,5x16,5x30 Nat. (123) (123)



SHADE SPECTRUM			
Low <input type="checkbox"/>	Moderate <input checked="" type="checkbox"/>	High <input type="checkbox"/>	Random <input type="checkbox"/>


FORMATO	SPESSORE	Pzx	Mqx	Kgx		Mqx	Kgx
60x60	10	4	1,44	34	30	43,20	1.020
30x60	9,5	6	1,08	23,5	40	43,20	950
15x60	9,5	12	1,08	23,5	55	59,40	1.286
30x30	8,5	15	1,35	26	40	54	1.040
15x15	9,5	52	1,20	22	60	72	1.320

Qd FUME'



60x60 nat.

60x60 nat.rett.




30x60 nat.

30x60 nat.rett.



15x60 nat.

15x60 nat.rett.



30x30 nat.


30x30 nat.rett.



15x15 nat.



60x60 lappato rett.



30x60 lappato rett.



15x60 lappato rett.




30x30 lappato rett.

Ang.Alluminio 0,6x0,6

Listello Alluminio 0,6x60



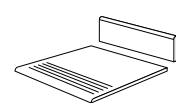
Muretto nat.



Mosaico nat.

Pezzi SPECIALI

Special trims - Sonderstücke - Pieces speciales - Piezas especiales

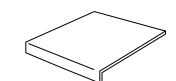


Battiscopa 7,2x30 nat.

Battiscopa 7,2x30 lappato rett.

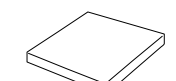
Gradino 30x30 nat.

Gradino 30x30 lappato rett.



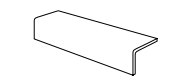
Gradone 33x30 nat.

Gradone 33x30 lappato rett.




Gradone Ang. 33x30 nat.

Gradone Ang. 33x30 lappato rett.




Elemento a "L" monolitico 4,5x16,5x30 Nat.

Qd GRIGIO




60x60 nat.

60x60 nat.rett.




30x60 nat.

30x60 nat.rett.




15x60 nat.

15x60 nat.rett.




30x30 nat.


30x30 nat.rett.




15x15 nat.




60x60 lappato rett.



30x60 lappato rett.



15x60 lappato rett.




30x30 lappato rett.

Ang.Alluminio 0,6x0,6

Listello Alluminio 0,6x60



Muretto nat.



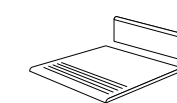
Mosaico nat.



Design Grigio 30x60 lappato rett.

Pezzi SPECIALI

Special trims - Sonderstücke - Pieces speciales - Piezas especiales

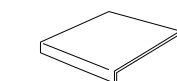


Battiscopa 7,2x30 nat.

Battiscopa 7,2x30 lappato rett.

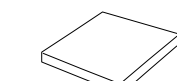
Gradino 30x30 nat.

Gradino 30x30 lappato rett.



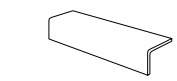
Gradone 33x30 nat.

Gradone 33x30 lappato rett.



Gradone Ang. 33x30 nat.

Gradone Ang. 33x30 lappato rett.



Elemento a "L" monolitico 4,5x16,5x30 Nat.



SHADE SPECTRUM


Low <input type="checkbox"/>	Moderate <input checked="" type="checkbox"/>	High <input type="checkbox"/>	Random <input type="checkbox"/>

FORMATO	SPESSORE	Pzx	Mqx	Kgx	Pzx	Mqx	Kgx
60x60	10	4	1,44	34	30	43,20	1.020
30x60	9,5	6	1,08	23,5	40	43,20	950
15x60	9,5	12	1,08	23,5	55	59,40	1.286
30x30	8,5	15	1,35	26	40	54	1.040
15x15	9,5	52	1,20	22	60	72	1.320

Qd ROSA




60x60 nat. (107) (107) 60x60 nat.rett. (165) (165)



30x60 nat. (85) (85) 30x60 nat.rett. (151) (151)



15x60 nat. (159) (159) 15x60 nat.rett. (185) (185)



30x30 nat. (46) (46) 30x30 nat.rett. (97) (97)



15x15 nat. (46) (46)




60x60 lappato rett. (177) (177)



30x60 lappato rett. (167) (167)



15x60 lappato rett. (190) (190)




30x30 lappato rett. (149) (149)

Ang.Alluminio 0,6x0,6 (149) (149)

Listello Alluminio 0,6x60 (149) (149)



Muretto nat. (202) (202) (5)



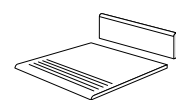
Mosaico nat. (202) (202)



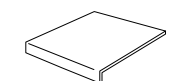
Design Rosa 30x60 lappato rett. (219)

Pezzi SPECIALI

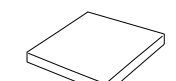
Special trims - Sonderstücke - Pieces speciales - Piezas especiales



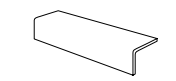
- Battiscopa 7,2x30 nat. (3)
- Battiscopa 7,2x30 lappato rett. (12)
- Gradino 30x30 nat. (43)
- Gradino 30x30 lappato rett. (87)



- Gradone 33x30 nat. (191)
- Gradone 33x30 lappato rett. (221)



- Gradone Ang. 33x30 nat. (233)
- Gradone Ang. 33x30 lappato rett. (251)




- Elemento a "L" monolitico 4,5x16,5x30 Nat. (123)


Qd BEIGE




60x60 nat. (107) (107) 60x60 nat.rett. (165) (165)




30x60 nat. (85) (85) 30x60 nat.rett. (151) (151)



15x60 nat. (159) (159) 15x60 nat.rett. (185) (185)




30x30 nat. (46) (46) 30x30 nat.rett. (97) (97)



15x15 nat. (46) (46)




60x60 lappato rett. (177) (177)



30x60 lappato rett. (167) (167)



15x60 lappato rett. (190) (190)




30x30 lappato rett. (149) (149)

Ang.Alluminio 0,6x0,6 (149) (149)

Listello Alluminio 0,6x60 (149) (149)



Muretto nat. (202) (202) (5)



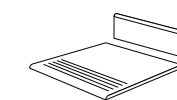
Mosaico nat. (202) (202)



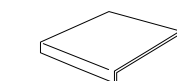
Design Beige 30x60 lappato rett. (219)

Pezzi SPECIALI

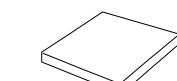
Special trims - Sonderstücke - Pieces speciales - Piezas especiales



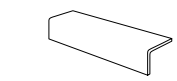
- Battiscopa 7,2x30 nat. (3)
- Battiscopa 7,2x30 lappato rett. (12)
- Gradino 30x30 nat. (43)
- Gradino 30x30 lappato rett. (87)



- Gradone 33x30 nat. (191)
- Gradone 33x30 lappato rett. (221)



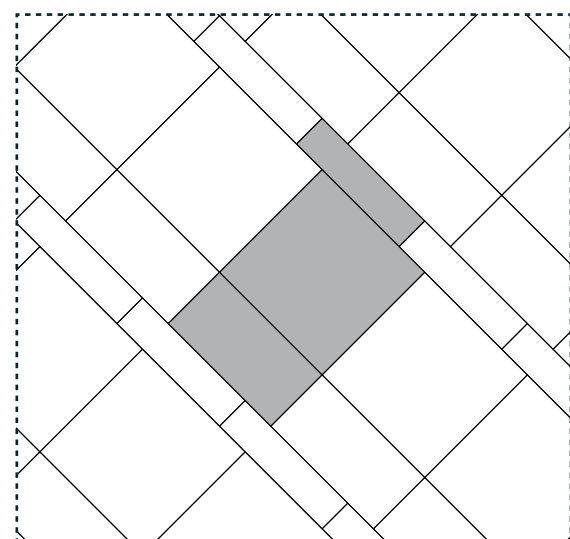
- Gradone Ang. 33x30 nat. (233)
- Gradone Ang. 33x30 lappato rett. (251)



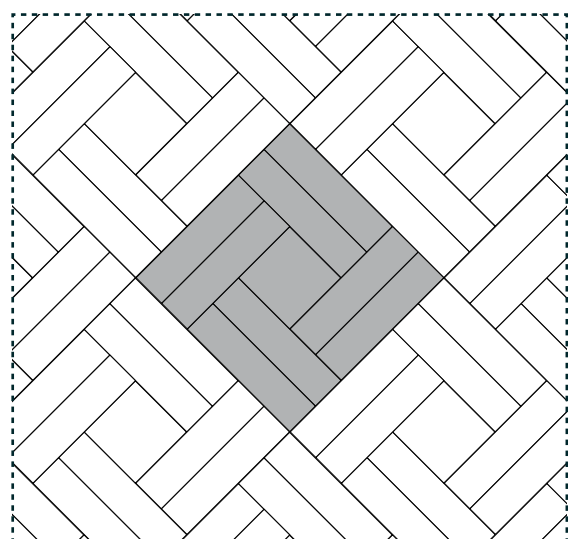
- Elemento a "L" monolitico 4,5x16,5x30 Nat. (123)



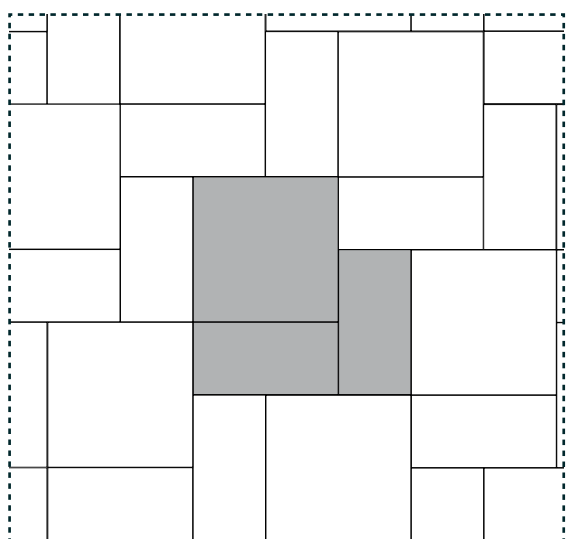
Per pose modulari, si raccomanda l' utilizzo di una fuga di due millimetri, al fine di semplificare le operazioni di posa e valorizzare la naturalezza del prodotto.
 For modular laying, we recommend you to use a two millimetre joint, in order to ease laying operation and enhance the natural features of the product.
 Pour des poses modulaires, nous vous conseillons d'utiliser un joint de deux millimètres, dans le but de simplifier les opérations de pose et valoriser le naturel du produit.
 Para posas modulares, le aconsejamos que utilice una junta de dos milímetros, con el objetivo de simplificar las operaciones de posa y valorizar la naturalidad del producto.
 Für die Modularverlegung wird zu einer Fuge von 2 mm geraten, um die Verlegung zu erleichtern und die Natürlichkeit des Produkts am besten hervorzuheben.



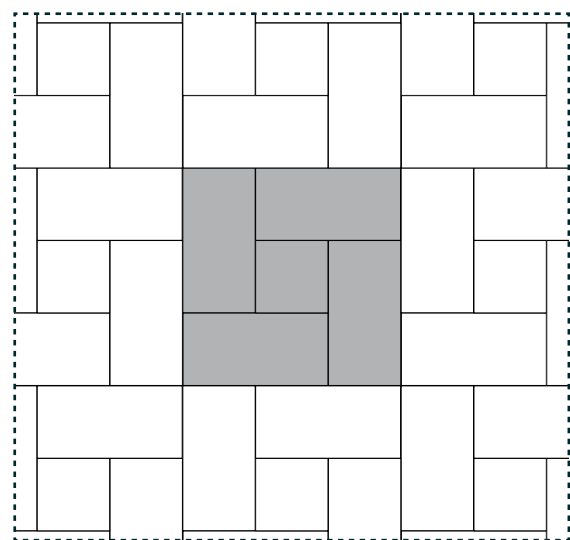
FORMATO	%
15x60	14,3
30x60	28,6
60x60	57,1



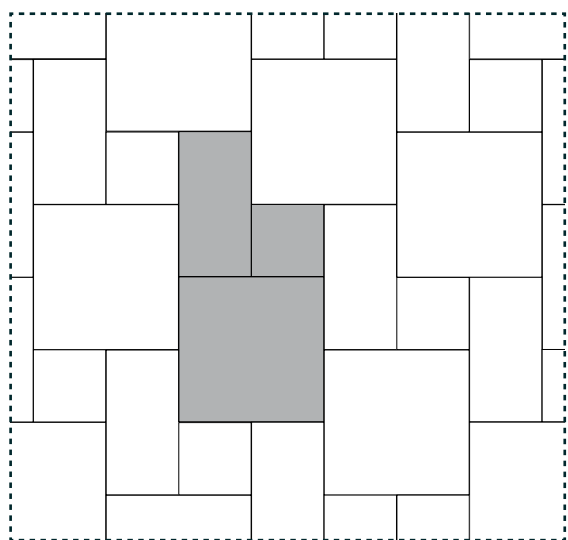
FORMATO	%
30x30	11,1
15x60	88,9



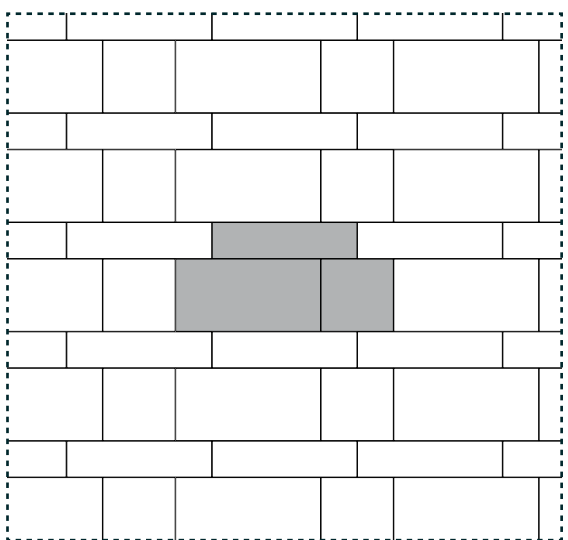
FORMATO	%
30x60	50
60x60	50



FORMATO	%
30x30	11,1
30x60	88,9



FORMATO	%
30x30	14,3
30x60	28,6
60x60	57,1



FORMATO	%
15x60	25
30x60	25
30x30	50

CARATTERISTICHE TECNICHE TECHNICAL STANDARDS TECHNISCHE EINGESCHAFTEN CHARACTERISTIQUES TECHNIQUES CARACTERÍSTICAS TÉCNICAS	NORME EUROPEE REFERENCE STANDARD BEZUGSNORM NORME DI RIFERENZA NORMAS EUROPEAS	ISO 13006 Gruppo B1a VALORI VALUES WERTE VALEURS VALORES	STONE	NORME ASTM REFERENCE STANDARD BEZUGSNORM NORME DI RIFERENZA NORMAS	ANSI 137.1 VALORI VALUES WERTE VALEURS VALORES	STONE	
RESISTENZA AL GELO FROST RESISTANCE FROSTBESTÄNDIGKEIT RESISTANCE AU GEL RESISTENCIA AL HIELO		ISO 10545-12	Richiesta Required Gefordert Demande Solicitud	Resiste Resists Standhaltet Résiste Resiste	C1026	-	Resiste Resists Standhaltet Résiste Resiste
ASSORBIMENTO D'ACQUA WATER ABSORPTION WASSERAUFNAHME ABSORPTION D'EAU ABSORCIÓN DE AGUA		ISO 10545-3	≤0,5%	≤0,1%	C373	0,5%	0,1%
RESISTENZA ALLA FLESSIONE BENDING STRENGTH BIEGEFESTIGKEIT RESISTANCE À LA FLEXION RESISTENCIA A LA FLEXIÓN		ISO 10545-4	≥35 N/mm ²	≥45 N/mm ²	C648	250 Lbs	300 Lbs
RESISTENZA CHIMICA CHEMICAL RESISTANCE CHEMIKALIENBESTÄNDIGKEIT RESISTANCE CHIMIQUE RESISTENCIA QUÍMICA		ISO 10545-13	Resistenza ai prodotti domestici ed additivi per piscina, ad esclusione dei detersivi contenenti acido fluoridrico. Classe min. > = UB Resistance to household products and those used in swimming pools, except detergents containing hydrofluoric acid. Classe min. > = UB Widersteht Haushaltsreinigungsmitteln sowie Zusatzstoffen für Schwimmbäder, mit Ausnahme von Reinigungsmitteln, die Flußsäure enthalten. Klasse min. > = UB Résistance aux produits d'entretien ménager et aux additifs pour piscines, à l'exception des détergents contenant de l'acide fluorhydrique. Classe min. > = UB Resistencia a los productos domésticos y a los aditivos para piscinas, salvo a los detergentes que contienen ácido fluorhídrico. Clase min. > = UB	Resiste Resists Standhaltet Résiste Resiste	C650	-	Resiste Resists Standhaltet Résiste Resiste
			Resistenza agli acidi e alle basi. Resistance to acids and bases. Widersteht Säuren und Basen. Résistance aux acides et aux bases. Resistencia a los ácidos y a las bases.	Resiste Resists Standhaltet Résiste Resiste	-	-	Resiste Resists Standhaltet Résiste Resiste
DUREZZA SUPERFICIALE (SCALA MOHS) MOHS' HARDNESS RITZHÄRTE DER OBERFLÄCHE DURETÉ SUPERFICIELLE À LA RAYURE DUREZA SUPERFICIAL (ESCALA MOHS)		EN 101	Non smaltato ≥6	≥6	-	-	6
RESISTENZA ALL'ABRASIONE PROFONDA RESISTANCE TO DEEP ABRASION WIDERSTAND GEGEN TIEFENVERSCHLEISS RESISTANCE A L'ABRASION PROFONDE RESISTENCIA A LA ABRASION PROFUNDA		ISO 10545-6	Non smaltato max 175 mm ³	<150mm ³	C1243	-	<150mm ³
RESISTENZA ALLE MACCHIE RESISTANT TO STAINING FLECKENBESTÄNDIGKEIT RESISTANCE AUX TACHES RESISTENCIA A LAS MANCHAS		ISO 10545-14	≥3	≥4	-	-	-
DILATAZIONE TERMICA LINEARE LINEAR THERMAL EXPANSION LINEARE THERMISCHE AUSDEHNUNG DILATATION THERMIQUE LINEAIRE DILATACION TÉRMICA LINEAL		ISO 10545-8	≥9Mk ⁻¹	≥9Mk ⁻¹	-	-	-
RESISTENZA AGLI SBALZI TERMICI RESISTANT TO THERMAL SHOCKS THERMOSCHOCKBESTÄNDIGKEIT RESISTANCE AUX ÉCARTS DE TEMPÉRATURE RESISTENCIA A LOS CAMBIOS BRUSCOS DE TEMPERATURA		ISO 10545-9	-	-	C484	Richiesta Required Gefordert Demande Solicitud	-

Vista l'ampia gamma di prodotti i valori sopra riportati sono la media della gamma produttiva
 Because the selection of products is very wide, the figures given above are the average for the product range - Angesichts des großen Produktangebots sind die oben wiedergegebenen Werte Durchschnittswerte, die sich auf die gesamte Produktion beziehen.
 Étant donné la vaste gamme de produits les valeurs rapportées sont la moyenne de la gamme de production - Dada la amplia gama de productos, los valores anteriormente mencionados son la media de la gama productiva.

* **Conforme:** Complies with the standard - Anforderungen erfüllt - Conforme aux normes - Conforme con las normas.



Pastorelli S.p.A. – Via Magazzino, 1944 41056 Savignano sul Panaro (MO) – ITALY Tel. +39.059.739.111 – Telefax +39.059.796.291

E-mail: info@pastorellitiles.com

www.pastorellitiles.com